

## Introducing the Liquid Trucking Apparel eStore from UniFirst!

We are pleased to introduce the new apparel eStore available from UniFirst! The functionality of the site offers several benefits, including but not limited to:

- A modern design and navigation
- Product mouse-over zoom
- One screen product and logo selection
- “Quick Look” ordering feature
- User Address management
- Streamlined and sequential checkout process
- Easy to locate UniFirst National Accounts contact information
- Order status information
- UPS tracking links

If you have any questions pertaining to any orders you submit, you are encouraged to contact UniFirst’s Customer Service team at **(877) 864-2202 ext. 1**.

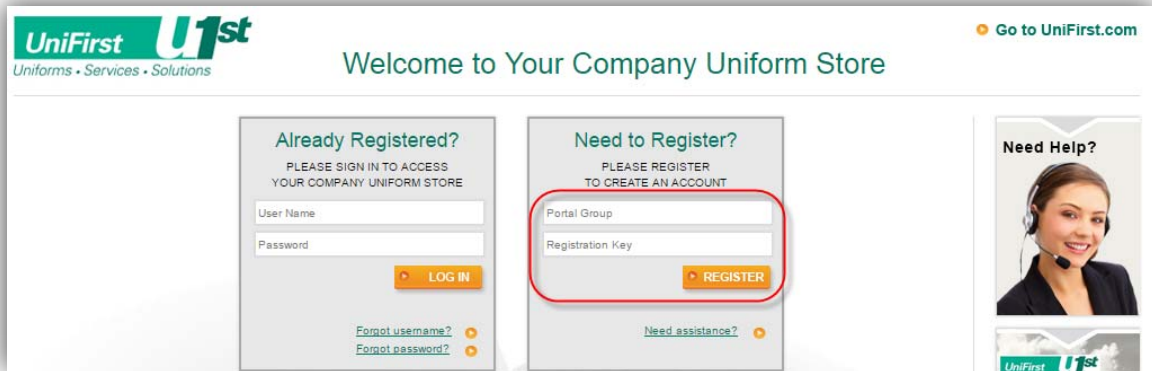
Simply follow the easy steps detailed below and you’ll be fully functional on the new UniFirst eStore....happy shopping!



**Accessing the new site:** Go to the following URL on your browser <https://companystore.unifirst.com>  
Please bookmark this URL for future use.

**Registration:** To register for the eStore, in the “Need to Register” box enter the below Portal Group and Registration Key (case sensitive). Then click “Register”.

**Portal Group:** Liquid\_Trucking  
**Registration Key:** LT052019



Upon entering this information, the following Account Registration screen will appear, simply complete the required fields and click “Register”.  
Suggested User name: First Initial, Last name

**Account Registration**  
PLEASE ENTER YOUR REGISTRATION INFORMATION, THEN CLICK "REGISTER".

\* First Name ..... [Yellow field]  
Middle Initial ..... [White field]  
\* Last Name ..... [Yellow field]  
\* Email ..... [Yellow field]  
Company ..... [White field]  
Title ..... [White field]  
Phone ..... [White field] Ext. [White field]  
Fax ..... [White field]  
\* Default Language ..... English  
Eligibility Date ..... [White field]

\* Username ..... LT- [Yellow field] ?  
\* Password ..... [Yellow field]  
\* Re-enter Password ..... [Yellow field]  
\* Security Question ..... select question [Dropdown]  
\* Security Answer ..... [Yellow field]  
\* Department ID ..... select Department [Dropdown]  
Employee ID ..... [White field]

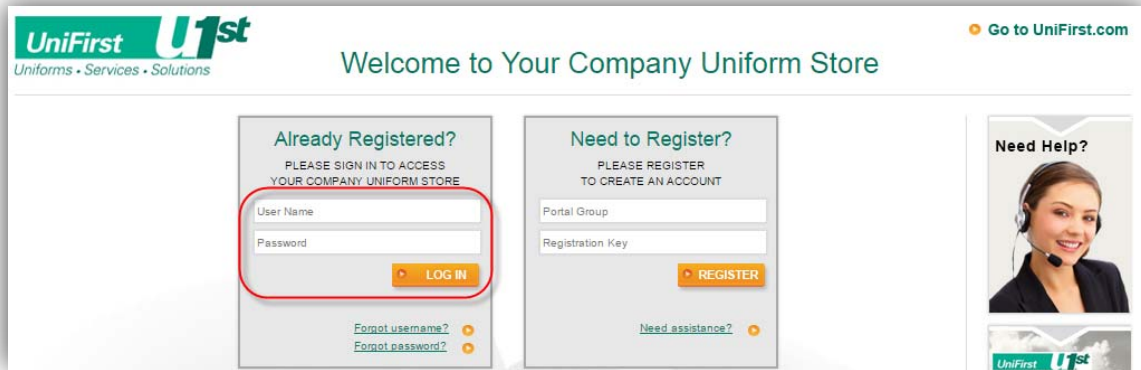
Required fields are marked with an asterisk (\*)

[REGISTER]


[Need assistance?](#)

Once registered, and for all future logins, access the site directly at <https://companystore.unifirst.com> and enter your username and password where prompted.

Your user name will now include the prefix "It-" Example: It-jsmith



**The Company Store Home Page:** Once a valid username and password is entered, you will enter the eStore, and view the home page. From here you can add items and proceed through the ordering process through checkout.



**NOTES:**

- If you have any questions about placing an order or about a placed order, simply call the UniFirst Customer Service Team at **(877) 864-2202 ext. 1** or email **NACSGroup@unifirst.com** for assistance.
- If you forget your password at any time, simply go to the login screen and select "Forgot Password" and a new one will be emailed to you.